


# SLH series

Single needle, Long arm, Extra heavy duty, Large oscillating shuttle hook, Drop feed and walking foot, Reverse stitch, Lockstitch machines

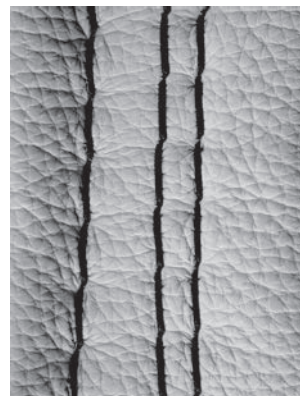


## Variety

### SLH-2B

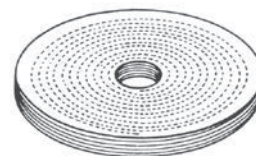
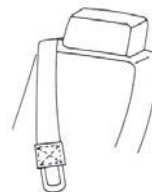
### SLH-2B-FH-1

Long needle bar stroke, high presser foot lift 32 mm




## Applications

- For sewing extra heavy weight materials
- Suitable for sewing products such as safety and logging belts, cargo slings, buffing wheels, harnesses, construction barriers, parachutes, balloons and book binding.




## Features

- Suitable for extra thick thread (#0 - #00)
- Cam take-up type makes good tension.
- Synchronized walking foot and drop feeding mechanism assures uniform stitching.
- Extra high presser foot lift (32mm by pedal) enable sewing extra heavy materials (SLH-2B-FH-1).
- Extra large capacity hook minimizes the time to replace the bobbin thread.
- 413mm working space (Extra long arm), from the needle to the sewing machine arm, makes sewing works easy to handle heavy weight and even large materials.
- Long stitch length (15mm max.).
- Reverse stitching by stitch adjusting lever.
- Automatic back tack (BT) and automatic presser foot lift (FL) are available as option.



Large bobbin



Buffing wheels

## Specifications (SLH-□)

Variety		2B	2B-FH-1
Number of needle		Single needle	
Max. sewing speed		700 s.p.m.	
Max. stitch length		19/32" (15 mm)	
Clearance under presser foot	by pedal	1-7/64" (28 mm)	1-17/64" (32 mm)
	by hand	29/32" (23 mm)	1-9/64" (29 mm)
Needle bar stroke		2-15/64" (56.7 mm)	2-19/32" (66 mm)
Needle(standard)		Schmetz 1000 (#250)	
Thread		#0 (standard) - #00	
Hook		Large shuttle hook	
Amount of lift of alternating presser foot		3/16"-9/32" standard 15/64" (5 - 7 mm) (standard 6 mm)	
Thread take up lever		Cam type	
Lubrication		Hand type	
Bed size		25-3/4" x 10-5/32" (654 x 258 mm)	
Working space		16-1/4"x 8-37/64" (413 x 218 mm)	
Motor		Clutch motor	
Net weight(Head only)		105kg	

NOTE: (1) Speed depends on threads, materials and type of operation  
(2) Specifications subject to change without notice



**SEIKO SEWING MACHINE CO., LTD.**

2-13-6, Sakaecho, Funabashi-shi  
Chiba Prefecture, 273-0018, Japan  
Phone : +81-47-420-3561 (Overseas dept.)  
Fax : +81-47-420-3560  
E-mail : export@seiko-sewing.co.jp

Printed in Japan 2016.04

<http://www.seiko-sewing.co.jp/>