

KE-430HX/HS

Electronic Direct Drive Lockstitch Bar Tacker (Short Remaining Thread Spec.)

BE-438HX/HS

Electronic Direct Drive Lockstitch Button Sewer (Short Remaining Thread Spec.)

With the world's fastest sewing speed and prevention of thread breakage with a Needle Cooler, the machine has increased productivity.

It also has superior sewing quality, usability, and reduces maintenance cost.

- Productivity Improvement by World's Fastest Sewing Speed and IoT
- Beautiful and Highly-reproducible Sewing Quality
- Superior Usability as Everyone can Use Easily and Reliably



NEXIO

World's Fastest Sewing

With the world's fastest sewing speed and prevention of thread breakage with a Needle Cooler, the machine has increased productivity. It also has superior sewing quality, usability, and reduces maintenance cost.

Productivity Improvement by World's Fastest Sewing Speed and IoT

1 Overwhelmingly superior productivity with sewing speed 3,300sti/min

KE-430H provides 3,300sti/min (BE-438H: 2,800sti/min) and contributes to enhance productivity.

2 Needle Cooler prevents thread breakage

Needle Cooler* prevents thread breakage, it enhances actual sewing speed by 10%. It provides high productivity and quality.

*KE-430HX

3 Productivity improvement with IoT


NEXIO series are IoT applicable models. The visualization by connecting sewing machine and computer technology enables the customer to analyze, manage processes, speed up productivity improvement and maintenance work.

4 Reduction of disposition of thread ends (short remaining thread)

Thread trimmer driven by stepping motor cuts the thread shorter, stable and quietly than conventional mechanical thread trimmer. It reduces hand trimming work after sewing.

Also, the thread nipper, equipped as standard*, minimizes thread cast off at sewing start and bird's nest.

*KE-430HX-1, -3, -K spec.



Conventional Model

KE-430H

Beautiful and Highly-reproducible Sewing Quality

5 Thread tension can be set as numerical value by digital tension

You can adjust the tension appropriately for the material being sewn without relying on individual feel. It provides higher production management and sewing reproducibility.

6 Clean sewing without Oil staining

HX models are semi-dry type and they supply constant clean oil only to the shuttle hook, there is no concern of oil staining. HS models are minimum lubrication and they supply limited oil only to the needle bar and thread take-up to prevent oil from being dispersed, realizing clean sewing for your valued product.

Superior Usability as Everyone can Use Easily and Reliably

7 User-intuitive Color LCD with touch panel

Equipped the Color LCD with touch panel that indicates display items with illustration icons, offering use-intuitive operation. It is very easy to set the cycle program, along with sewing patterns, sewing speed, and magnification. The upper thread tension can be stored easily as user programs.



USB port is equipped

Data transfer to other sewing machines and software upgrade can be done easily with USB memory.



8 Reduction of maintenance cost as there is no need for grease-up work.

There is no need for grease-up work at the connecting rod because it adopts oil lubricating, and reduces maintenance work.

9 Low noise and low vibration for stress-free operation

The noise and vibration are minimized by reducing impact during thread trimming. Operators can sew conformably without fatigue and stress.

10 Set button smoothly

BE-438H's renewed button clamp enables to set a button more smoothly.

11 Wide variety of sewing capability due to enlarged sewing area (50x40mm)

Sewing area can be expanded from 40x30mm to 50x40mm as option. It enables to sew more applications such as hook and loop fastener and applique.



Sewing Patterns List (KE-430H)

The sewing patterns shown below have been preset into the sewing machine and can be selected according to specifications. (Any sewing pattern is available as long as it is within the work clamp and feed plate in size.)

Use the work clamp and feed plate that match the respective sewing pattern selected.

For medium materials (-03)

No.	Sewing pattern	No. of stitches	Length x Width (mm)	No.	Sewing pattern	No. of stitches	Length x Width (mm)	No.	Sewing pattern	No. of stitches	Length x Width (mm)
8		21	7×2	5		29	10×2	64※1		30	16×2
68※1		22	7×2	67※1		30	10×2	4		31	16×2
20		28	7×2	13		35	10×2	66※1		32	16×2
71※1		29	7×2	69※1		36	10×2	1		42	16×2
21		35	7×2	15		42	10×2	65※1		43	16×2
72※1		36	7×2	70※1		43	10×2	89		90	24×3

For heavy materials (-05)

No.	Sewing pattern	No. of stitches	Length x Width (mm)	No.	Sewing pattern	No. of stitches	Length x Width (mm)	No.	Sewing pattern	No. of stitches	Length x Width (mm)
6		30	16×3	3		35	20×3	17		42	24×3
80※1		31	16×3	63		35	20×3	83※1		43	24×3
14		35	16×3	79※1		36	20×3	18		56	24×3
81※1		36	16×3	2		42	20×3	84※1		57	24×3
16		43	16×3	62		42	20×3	19		64	24×3
82※1		44	16×3	78※1		43	20×3	85※1		65	24×3

For knitted materials (-0K) and light materials (-01)

No.	Sewing pattern	No. of stitches	Length x Width (mm)	No.	Sewing pattern	No. of stitches	Length x Width (mm)	No.	Sewing pattern	No. of stitches	Length x Width (mm)
22		14	7×2	33※2		15	8×2	31※2		28	8×2
75※1		15	7×2	32※2		22	8×2	73		29	8×2
9		21	7×2	77※1※2		23	8×2	76※1※2		29	8×2
74※1		22	7×2	7		28	8×2				

*1 Use with the thread nipper device. *2 The sewing start and sewing end are in the middle pattern

Straight bar tacking

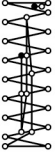
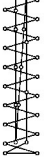



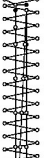
No.	Sewing pattern	No. of stitches	Length x Width (mm)
10		21	10×0.3
11		28	10×0.3
12		28	20×0.3
23		35	25×0.3
24		42	25×0.3
25		45	25×0.3

Vertical zigzag stitching

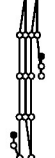



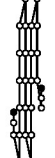
No.	Sewing pattern	No. of stitches	Length x Width (mm)
44		46	9×15
45		70	9×25

(KE-430H)


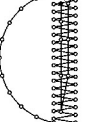
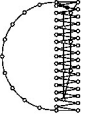

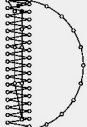

Vertical bar tacking

No.	Sewing pattern	No. of stitches	Length x Width (mm)	No.	Sewing pattern	No. of stitches	Length x Width (mm)
26		28	3×10	41		36	3×16
27		35	3×10	42		44	3×20
40		32	3×16	43		68	3×24

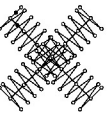
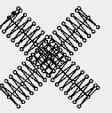
Vertical straight bar tacking

No.	Sewing pattern	No. of stitches	Length x Width (mm)	No.	Sewing pattern	No. of stitches	Length x Width (mm)
28		19	0.3×10	46		27	0.3×20
29		21	0.3×10	47		44	0.3×25
30		28	0.3×10				

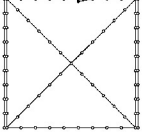

Crescent bar tacking

No.	Sewing pattern	No. of stitches	Length x Width (mm)	No.	Sewing pattern	No. of stitches	Length x Width (mm)	No.	Sewing pattern	No. of stitches	Length x Width (mm)
34		35	12×7	36		57	7×12	38		53	7×10
35		58	12×7	37		57	7×12	39		53	7×10

Crossed stitching

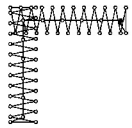
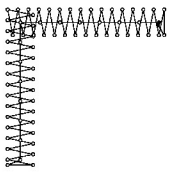
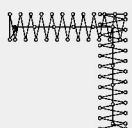
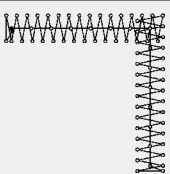
No.	Sewing pattern	No. of stitches	Length x Width (mm)
48		70	10×10
49		93	9.6×9.6

Crossed tacking

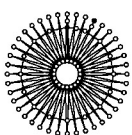
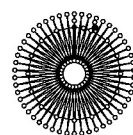
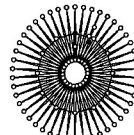
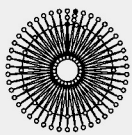


No.	Sewing pattern	No. of stitches	Length x Width (mm)
50		84	16×16
51		105	30×26

(KE-430H)

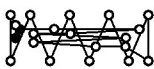


L-pattern tacking

No.	Sewing pattern	No. of stitches	Length x Width (mm)	No.	Sewing pattern	No. of stitches	Length x Width (mm)
52		60	11.3×11.2	54		78	15.3×15.2
53		60	11.3×11.2	55		78	15.3×15.2

Circular stitching

No.	Sewing pattern	No. of stitches	Length x Width (mm)	No.	Sewing pattern	No. of stitches	Length x Width (mm)	No.	Sewing pattern	No. of stitches	Length x Width (mm)
56		106	9×9	58		127	9×9	60		114	10×10
57		116	9×9	59		104	10×10	61		124	10×10

For eyelet buttonhole

No.	Sewing pattern	No. of stitches	Length x Width (mm)	No.	Sewing pattern	No. of stitches	Length x Width (mm)	No.	Sewing pattern	No. of stitches	Length x Width (mm)
86		21	6×2	87		28	6×2	88		35	6×2

If you want to sew a sewing pattern other than standard sewing patterns, you can create your original pattern using PS-300B. Consult with your local Brother sales office for details.

Peripheral Equipment and Option

•Sewing data programming software PS-300B

With the KE-430H, BE-438H sewing can be done using sewing patterns other than preset ones. PS-300B is software for creating sewing patterns on a personal computer.



•50x40 Sewing area set (SB7777001) (SB77770E1:for WEEE)

Sewing area can be expanded to 50x40mm. It enables to sew more applications such as hook and loop fastener and applique.

•Double-pedal foot switch (SA6038101)

The right and left pedals are provided for separated operation functions. This allows even more precise positioning of materials.

When using the Double-pedal foot switch, Conversion Harness Foot SW (SB1565001) is necessary.

Sewing Patterns List (BE-438H)

The sewing patterns shown below have been preset into the sewing machine. Any sewing pattern can be selected as long as the needle will drop into the holes of the buttons.

When sewing patterns that do not have crossover stitches, the thread is trimmed after sewing of one side is completed, and then the other side is sewn.

No.	No. of button holes	Sewing pattern	No. of threads	No. of crossover stitches	No. of stitches	Sewing size X × Y (mm)
1	2		6	—	12	3.4 × 0
54 ^{*1}			6	—	12	
2			8	—	14	
55 ^{*1}			8	—	14	
3			10	—	16	
4			12	—	18	
5 ^{*2}			16	—	22	
6 ^{*2}			20	—	26	
56 ^{*1}			6	—	11	
7 ^{*3}			6	—	12	
23 ^{*3}	3		10	—	16	0 × 3.4
8 ^{*3}			12	—	18	
9 ^{*3}			5-5-5	—	21	
24 ^{*3}			7-7-7	—	27	
25 ^{*3}	3		5-5-5	—	21	2.6 × 2.4
26 ^{*3}			7-7-7	—	27	
57 ^{*1}	4		6-6	1	18	3.4 × 3.4
10			6-6	1	19	
58 ^{*1}			8-8	1	22	
11			8-8	1	23	
12			8-8	3	25	
13			10-10	1	27	
27			12-12	1	31	
14 ^{*4}			6-6	0	24	
36 ^{*5}			6-6	0	24	
28 ^{*4}			8-8	0	28	
37 ^{*5}			8-8	0	28	
15 ^{*4}			10-10	0	32	
38 ^{*5}			10-10	0	32	
29 ^{*4}			12-12	0	36	
39 ^{*5}			12-12	0	36	
59 ^{*1}			6-5	1	17	
16			6-5	1	18	
60 ^{*1}			8-7	1	21	
17			8-7	1	22	
30			10-9	1	26	
61 ^{*1}			6-6	1	18	
18			6-6	1	19	
62 ^{*1}			8-8	1	22	
19			8-8	1	23	
63 ^{*1}			10-10	1	26	
31			10-10	1	27	
45			12-12	1	31	
20 ^{*4}			6-6	0	24	
40 ^{*5}			6-6	0	24	
32 ^{*4}			8-8	0	28	
41 ^{*5}			8-8	0	28	
33 ^{*4}			10-10	0	32	
42 ^{*5}			10-10	0	32	

No.	No. of button holes	Sewing pattern	No. of threads	No. of crossover stitches	No. of stitches	Sewing size X × Y (mm)
64 ^{*1}	4		6-6	1	18	3.4 × 3.4
21 ^{*3}			6-6	1	19	
34 ^{*3}			10-10	1	27	
22 ^{*3}			6-6	0	24	2.4 × 3.4
43 ^{*3}			6-6	0	24	
35 ^{*3}			10-10	0	32	
44 ^{*3}			10-10	0	32	
46			6-7	1	19	3.4 × 3.4
47			8-9	1	23	
48			10-11	1	27	
49			12-13	1	31	

*1 Use for buttons with small holes.

*2 Check that the diameter or the holes in the buttons is 2mm or greater before using the programs.

*3 Do not use the button lifter spring.

*4 When sewing of one side is completed, the button clamp rises and the thread is trimmed. To finish sewing, press the foot switch until sewing of the other side starts, or press the foot switch again after sewing of the other side is completed.

*5 When sewing of one side is completed, the thread will be trimmed without the button clamp rising, and then the other side will be sewn.

Options

- Large button (20-30mm)
Button clamp assy L (SA9303201)

- Shank button
Shank device (SB1563001)

No.	Sewing pattern	No. of threads	No. of stitches	Length x Width (mm)
50		6	12	
51		8	14	
52		10	16	
53		12	18	

When sewing this program, use a sewing speed of 1,600 sti/min or less.

Specifications/

KE-430HX-0


KE-430HS-0

Application	
1	Light materials
3	Medium materials
5	Heavy materials
K	Knitted materials
3	Medium materials
5	Heavy materials



BE-438HX

BE-438HS




Model	KE-430HX				KE-430HS		BE-438HX	BE-438HS
	-01	-03	-05	-0K	-03	-05		
Application	Light materials	Medium materials	Heavy materials	Knitted materials	Medium materials	Heavy materials	Button attaching	
Lubrication	Semi-dry				Minimum lubrication		Semi-dry	Minimum lubrication
Max. sewing speed	3,300sti/min						2,800sti/min	
Sewing area	Max.40×30mm*1						Max.6.4x6.4mm	
Dimensions of buttons that can be Sewn	—						Outer diameter of buttons 8-30mm*2	
Stitch length	0.05～12.7mm						0.05～6.4mm	
Feed mechanism	Y-θ intermittent feed mechanism (pulse-motor driven mechanism)							
No. of stitches	Variable (Refer to “Program List” for details on the number of stitches for sewing patterns that are already preset.)							
Max. No. of stitches	5,000 stitches/pattern							
Work clamp lifter	Pulse motor drive system							
Work clamp height / Button clamp height	Max. 17mm						Max. 13mm	
Rotary hook	Shuttle hook (double shuttle hook, optional)							
Digital tension	Standard equipment				—		Standard equipment	—
Thread wiper					Standard equipment			
Thead trimmer					Standard equipment			
Thread nipper	-01,-03,-0K:Standard equipment (-05:Option)				Option			
Data storage method	Internal flash memory (Data addition is available with external memory)							
No. of cycle programs	30 cycle (50 programs for each cycle)							
No. of stored data	89 sewing patterns are set already				64 sewing pattern are set already			
	(Up to 500 patterns can be added. Total number of stitches of stored data which can be added is within 500,000.*3)							
Motor	AC servo motor 550W (Direct Drive)							
Weight	Machine head: Approx. 58kg, Operation panel: Approx. 0.5kg, Control box: Approx. 7kg							
Power supply	Single-phase 100V/220V, 3-phase 220V/380V/400V 400VA (For single-phase 100V and 3-phase 380V/400V, the trans box is required.)							

*1 Use the optional 50X40 SEWING AREA SET (SB7777001) for wide area of 50x40 mm

*2 Use the optional button clamp (SA9303201) for diameters of 20 mm or greater.

*3 The number of sewing patterns and number of stitches that can be recorded will vary depending on the number of stitches in each sewing pattern.



**RoHS
Compliant**

KE-430HX/HS, BE-438HX/HS is compliant with the RoHS Directive(the restriction of the use of certain hazardous substances in electrical and electronic equipment) which came into effect in the EU in July 2006.



Brother has established voluntary environmental standards for products and created the "Brother Green Label". KE-430HX/HS, BE-438HX/HS is certified as an environment-conscious sewing machine according to the "Brother Green Label" standard.



Please read instruction manual before using the machine for safety operation.

-Product specifications are subject to change for improvement without notice.

-Photographs are for illustration purpose. They may not represent actual operating conditions and may display optional parts.

Working with you for a better environment
www.brotherearth.com

brother

BROTHER INDUSTRIES, LTD.

1-5, Kitajizoyama, Noda-cho, Kariya-shi, Aichi 448-0803, Japan.
Phone: 81-566-95-0088 Fax: 81-566-25-3721 <http://www.brother.com/>

CHINA

BROTHER MACHINERY SHANGHAI LTD.
Room B, 3/F., No.567, West Tianshan Road,
Chang Ning District, Shanghai 200335, P. R.China
<http://www.brother.cn/>

+86-21-2225-6666

ASIA

BROTHER MACHINERY (ASIA) LTD.
12/F, PeakCastle, 476 Castle Peak Road,
Kowloon, Hong Kong
<http://www.brother.com.hk/>

+852-2777-0010